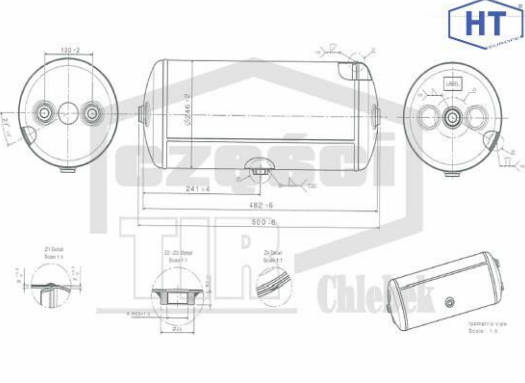
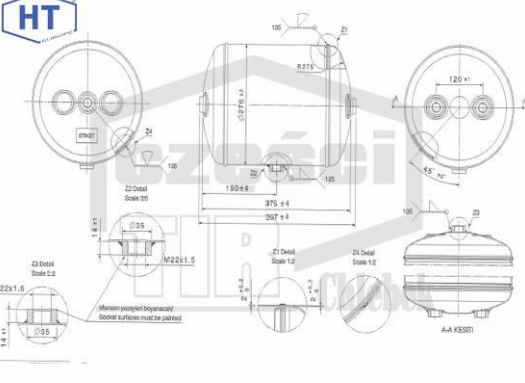
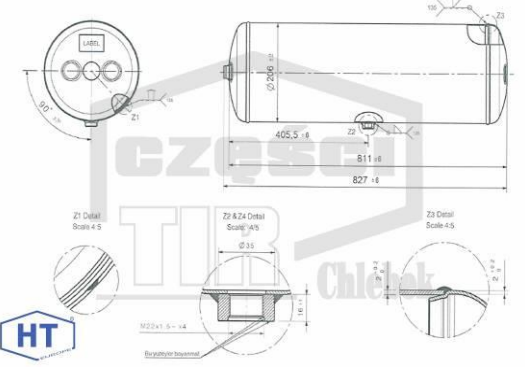
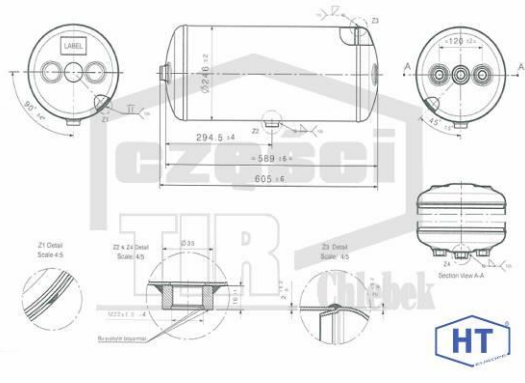
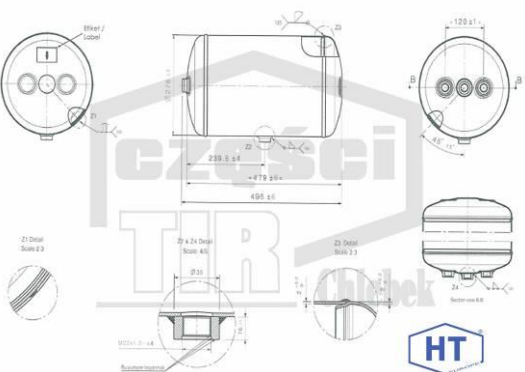
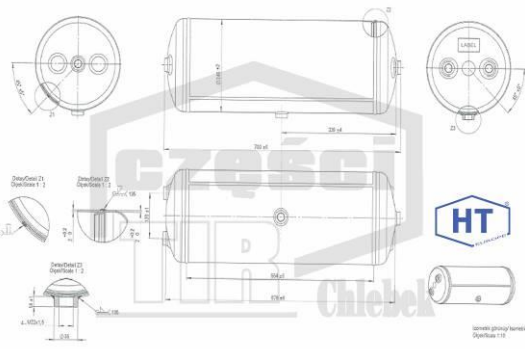
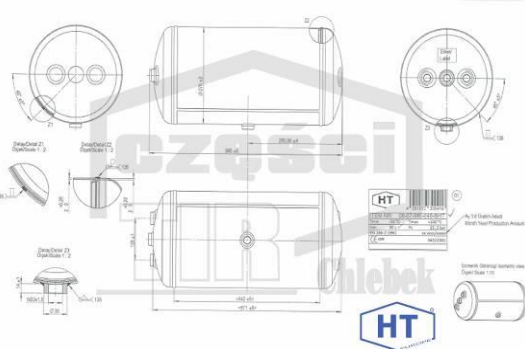
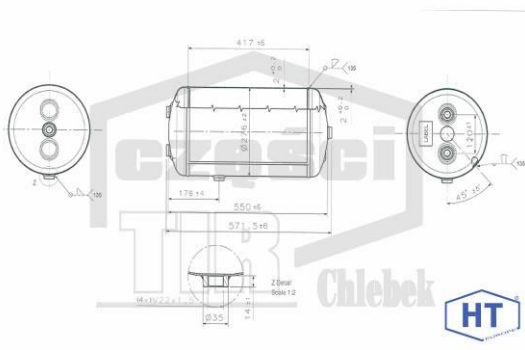
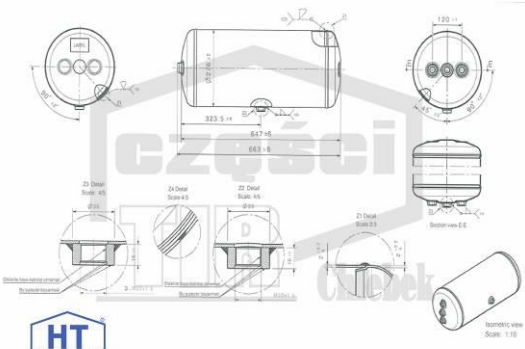
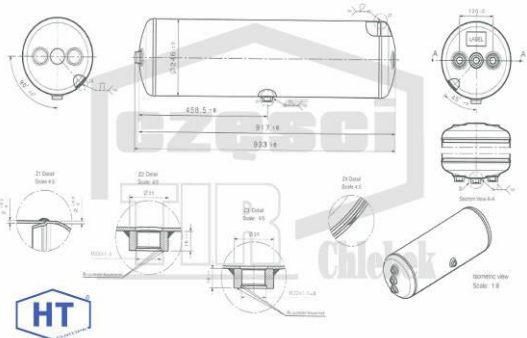
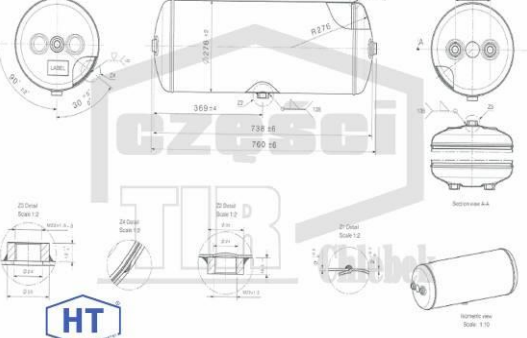
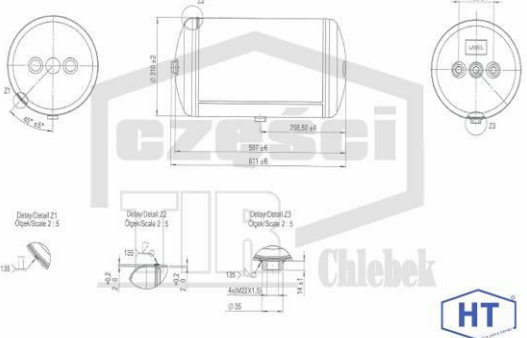
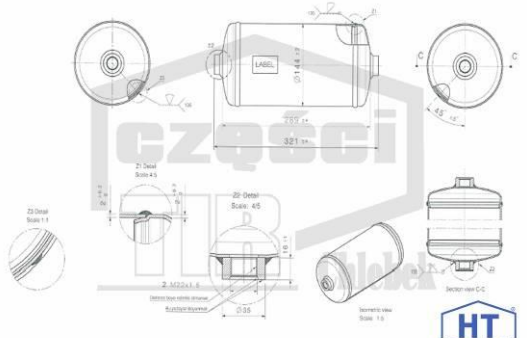


## ZBIORNIKI POWIETRZA

| Indeks           | Parametry                          | Numer porównawczy | Zdjęcie |
|------------------|------------------------------------|-------------------|---------|
| 08-07-UN-270-BHT | 10L<br>206x370                     | 391.104           |         |
| 08-07-UN-271-BHT | 15L<br>206x515<br>SCANIA           | 1445452           |         |
| 08-07-UN-272-BHT | 20L<br>206x690                     | 4105000200        |         |
| 08-07-ME-046-BHT | 20L<br>246x496,5<br>MB ACTROS/AXOR | 004 432 19 01     |         |

|                         |                                    |                      |  |
|-------------------------|------------------------------------|----------------------|--|
| <p>08-07-UN-273-BHT</p> | <p>20L<br/>246x500</p>             | <p>ZPM246020BA3</p>  |  <p>Technical drawing of a 20L cylindrical tank. Dimensions include a diameter of 246 mm and a length of 500 mm. Callouts include Z1 Detail Scale 1:1, Z2 Detail Scale 1:1, Z3 Detail Scale 1:1, and Z4 Detail Scale 1:1. A note indicates 'Maximum acceptable displacement: Section surfaces must be planed'. The HT logo is present in the top right corner.</p> |
| <p>08-07-UN-276-BHT</p> | <p>20L<br/>276x410</p>             | <p>3932040</p>       |  <p>Technical drawing of a 20L cylindrical tank. Dimensions include a diameter of 276 mm and a length of 410 mm. Callouts include Z1 Detail Scale 1:1, Z2 Detail Scale 1:1, Z3 Detail Scale 1:1, and Z4 Detail Scale 1:1. A note indicates 'Maximum acceptable displacement: Section surfaces must be planed'. The HT logo is present in the top left corner.</p>  |
| <p>08-07-ME-045-BHT</p> | <p>25L<br/>206x827</p>             | <p>005 432 43 01</p> |  <p>Technical drawing of a 25L cylindrical tank. Dimensions include a diameter of 206 mm and a length of 827 mm. Callouts include Z1 Detail Scale 4:5, Z2 &amp; Z4 Detail Scale 4:5, and Z3 Detail Scale 4:5. A note indicates 'Maximum acceptable displacement: Section surfaces must be planed'. The HT logo is present in the bottom left corner.</p>          |
| <p>08-07-ME-047-BHT</p> | <p>25L<br/>246x605<br/>3 x M22</p> | <p>004 432 42 01</p> |  <p>Technical drawing of a 25L cylindrical tank. Dimensions include a diameter of 246 mm and a length of 605 mm. Callouts include Z1 Detail Scale 4:5, Z2 &amp; Z4 Detail Scale 4:5, and Z3 Detail Scale 4:5. A note indicates 'Maximum acceptable displacement: Section surfaces must be planed'. The HT logo is present in the bottom right corner.</p>        |

|                         |   |                       |  |
|-------------------------|---|-----------------------|--|
| <p>08-07-ME-050-BHT</p> | <p>25L<br/>276x500<br/>3 x M22</p>          | <p>003 432 94 01</p>  |    |
| <p>08-07-UN-274-BHT</p> | <p>30L<br/>246x700<br/>MB</p>               | <p>003 432 18 01</p>  |    |
| <p>08-07-ME-048-BHT</p> | <p>30L<br/>276x584,5<br/>MB ACTROS/AXOR</p> | <p>005 432 22 01</p>  |   |
| <p>08-07-UN-277-BHT</p> | <p>30L<br/>276x592</p>                      | <p>491 301 015 00</p> |  |
| <p>08-07-ME-049-BHT</p> | <p>35L<br/>276x662<br/>4 x M22</p>          | <p>005 432 27 01</p>  |  |

|                         |                                       |                       |  |
|-------------------------|---------------------------------------|-----------------------|--|
| <p>08-07-UN-275-BHT</p> | <p>40L<br/>246x922<br/>3xM22x1,5</p>  | <p>05100048</p>       |    |
| <p>08-07-UN-278-BHT</p> | <p>40L<br/>276x760</p>                | <p>491 000 108 00</p> |    |
| <p>08-07-UN-279-BHT</p> | <p>40L<br/>310x615<br/>4x M22x1,5</p> | <p>394.404.1</p>      |   |
| <p>08-07-ME-044-BHT</p> | <p>4L<br/>144*321mm<br/>15,5 bar</p>  | <p>005 432 30 01</p>  |  |

|                         |   |                      |  |
|-------------------------|---|----------------------|--|
| <p>08-07-UN-269-BHT</p> | <p>4L<br/>154x273</p>                                 | <p>81.51401-0194</p> |  |
| <p>08-07-UN-280-BHT</p> | <p>60L<br/>310x895</p>                                | <p>030360809</p>     |  |
| <p>08-07-UN-281-BHT</p> | <p>60L<br/>396x580</p>                                | <p>030351709</p>     |  |
| <p>08-07-SC-028-BHT</p> | <p>80L<br/>320x1100<br/>SCHMITZ</p>                   | <p>1189864</p>       |  |
| <p>08-07-UN-283-BHT</p> | <p>80L<br/>396x742<br/>SCHMITZ<br/>ze wspornikami</p> | <p>1189863</p>       |  |

08-07-UN-282-BHT

80L  
396x750

950 080 002 0

